

Mekanisk overfyldningssikring

Model Self Climat

Beskrivelse

En af de mest sikre måder at undgå en overfyldning på, er at montere en mekanisk overfyldningssikring. CGH Nordic anvender overfyldningssikringer af meget høj kvalitet fra Self Climat til konkurrencedygtige priser. Modellen er den eneste på markedet uden indbygget pakning, hvilket sikrer stor resistens og anvendelighed overfor mange forskellige væsker.

Overfyldningssikringerne kan leveres i forskellige modeller og størrelser afhængig af medie i tank og krav til påfyldningshastighed. Kan anvendes både i forbindelse med gravitationspåfyldning og påfyldning med pumpe.

Model LDR Standard:

Anvendes primært til olie- og benzintanke, samt til E85. Kan leveres i 3 størrelser: DN50, DN80, DN100

Model LDR NT og LDR INOX:

Anvendes til mere aggressive væsker primært indenfor den industrielle- og kemiske sektor. Model LDR NT kan leveres i 2 størrelser: DN50 og DN80. Model INOX kan leveres i DN80.

Kapacitet:

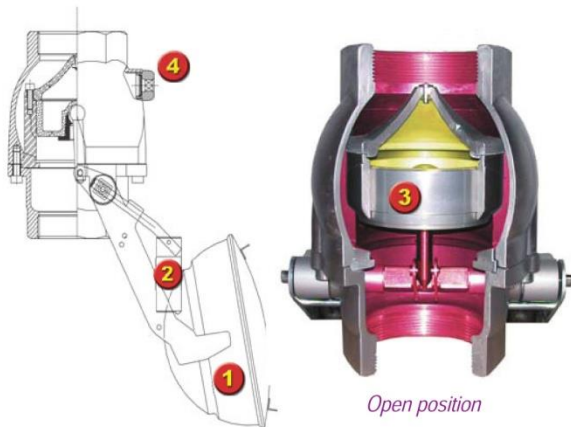
DN50: Max påfyldning 40 m³/h ved max 6 bar
DN80: Max påfyldning 60 m³/h ved max 8 bar
DN100: Max påfyldning 84 m³/h ved max 8 bar



Model LDR DN80

Funktion

How the hydrocarbon overfill prevention device works



FILLING PHASE

The float ① is in the low position and the liquid passes into the body of the device (Red zone). The float gradually starts to rise as the liquid level rises in the tank.

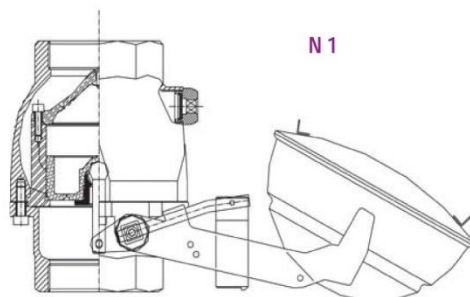
CLOSING OF LEVEL N1

The bobweights ② are carried at the same time as the level rises by the float holder brace.

The piston ③ then partially obstructs flow and the hydraulic pressure exerted inside the yellow chamber rises.

Connected to the piston, the bobweights separate from the float holder, finish rising unaided by the float and the piston sits on its seat under the action of the hydraulic pressure inside the chamber.

Level N1 is reached and ensures full closure.

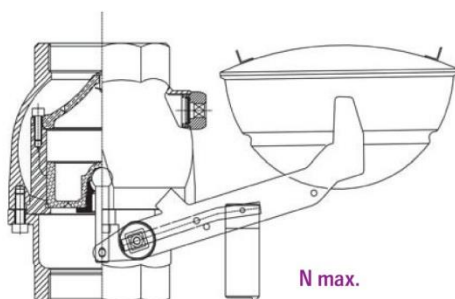


EMPTYING OF THE HOSE AND PIPE

After the truck gate has closed and more air has been taken in, the residual pressure exerted on the piston is gradually relieved through:

- leakage holes pierced on the piston chamber casing
- the opening of the overflow valve ④

The piston reopens to release the flow and ensure that the hose and possibly the filling pipe are emptied fully.



LEVEL Nmax.

In the event of accidental decanting, repeated emptying operations or failure to comply with the flows stipulated by current standards, the overfill prevention device can reach a maximum level Nmax which prevents any further filling until the liquid level has fallen in the tank.

