

# Non-heavy duty tank sumps

(located on the lawn)



The sumps are to be fitted on tanks located outside the manoeuvre yards of fuel stations, in the greenery (TA1, TA2) or on fuel dispenser island (TA3). Sumps include the full scope of tank chamber equipment such as: manhole, sounding stubs, and interstitial space stubs.

The sump is fitted to coaming with M12 screws and oil-proof sealing (delivered by sump fitter). Sumps located on lawns are fitted with copper conductors which connect roof and body in order to ensure the earthing of all elements.

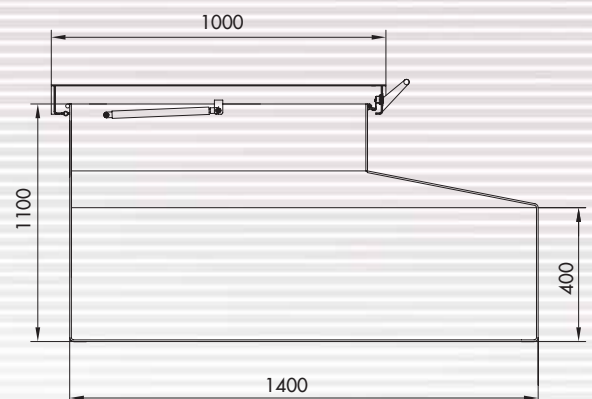
TA1 and TA2 sumps are to be fitted in the greenery.

TA3 sump is to be fitted in fuel dispenser island.

## Sump TA2 with galvanised manhole

### Technical data:

- Nominal measurements: 1200 x 1400 mm, h=1100mm
- Standard material for body – steel S235JRG2 according to EN 10025
- Material for cover – hot galvanised riffled plate
- Plate thickness – body # 4mm, roof # 3 mm
- External coat – Unicor C primer



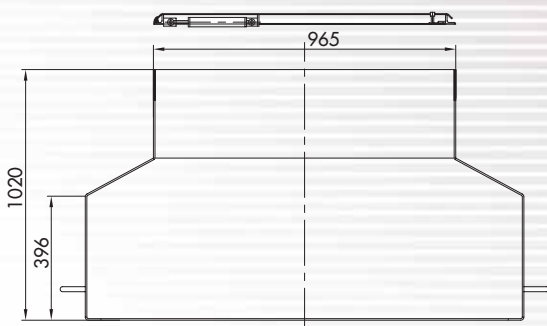

# Non-heavy duty tank sumps

## Sump TA3 with light manhole 9008

### Technical data:

- Nominal measurements: 1200 x 1400 mm, h=1020 mm
- Inspection hole measurements: 965 x 965 mm
- Standard material for body – steel S235JRG2 according to EN 10025
- Plate thickness – body # 4mm, roof # 3 mm
- Material for cover – hot galvanised ruffled plate
- External coat – Unicor C primer

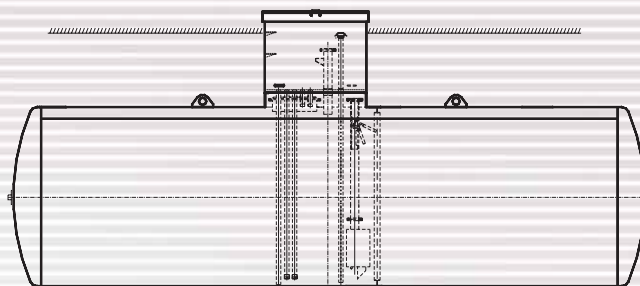
There is an option to manufacture sumps of required height



## Sump TA1

### Technical data:

- Nominal measurements: 1200 x 1400 mm, h=1100 mm
- Standard material – steel S235JRG2 according to EN 10025
- Plate thickness – body # 4mm, roof # 3 mm
- External coat – Unicor C primer



The whole of the sump is protected against corrosion with "UNICOR C" primer